

Patio Door Standard Features

- ▶ All welded frame and sash.
- ▶ Full 1" insulated glass unit for year round energy savings.
- ▶ Steel adjustable tandem rollers.
- ▶ Multi-chambered vinyl profiles for thermal efficiency.
- ▶ Dual-point locking hardware with keyed lock.
- ▶ Sliding Screen.
- ▶ Nailing flange.

Patio Door Additional Options

- ▶ Foam filled frame and sash.
- ▶ Kick locks.
- ▶ Three light configurations and custom sizes.
- ▶ Nine standard painted exterior colors.
- ▶ Black laminate exterior with white interior.
- ▶ Three interior woodgrain laminates.
- ▶ Grids in-between the glass.
- ▶ Blinds in-between the glass available in standard sizes.*

*Excludes triple glazed units. Extended lead times and size limitations per custom. Due to the limitations of the printing process, colors shown may vary. Please call for actual color samples if needed.

6800 PATIO DOOR

CLIMATE ZONE	U-VALUE	SHCC	VISIBLE TRANSMITTANCE	CONDENSATION RESISTANCE
GLASS PACKAGE #1 LOE272 / ARGON / CLEAR 1" IG LOE SURFACE #2				
NO FOAM	.29	.35	.60	61
FOAM	.28	.35	.60	61
GLASS PACKAGE #2 LOE272 / ARGON / CLEAR 1" IG LOE SURFACE #2				
NO FOAM	.28	.23	.54	61
FOAM	.27	.23	.54	61
GLASS PACKAGE #3 LOE272 / ARGON / CLEAR 1" IG LOE SURFACE #2 & #4				
NO FOAM	.23	.22	.53	50
FOAM	.22	.22	.53	50
GLASS PACKAGE #4 LOE272/ARGON/CLEAR/ARGON/LOE272 1" IG LOE SURFACE #2 & #5				
NO FOAM	.21	.30	.48	67
FOAM	.20	.30	.48	68

Color Options

Due to the limitations of the printing process colors shown may vary. Please call for actual color samples if needed.

Standard Interior/Exterior Vinyl



Standard Exterior Painted Colors



Standard Interior Woodgrain Laminates

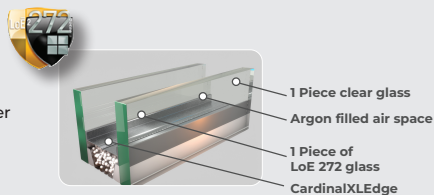


Tundra Patio Door Glazing Options

Thermal Package #1

1" overall thick dual pane unit consisting of one LoE 272 and one clear pane with Cardinal XLEdge spacer and argon fill.

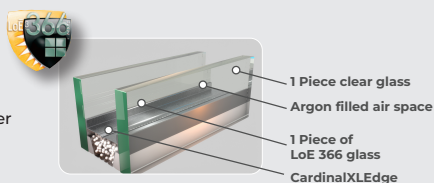
- ▶ 33% more argon than a 3/4" I.G.
- ▶ 14% more argon than a 7/8" I.G.
- ▶ increased condensation resistance.
- ▶ Increased inside glass temperature.
- ▶ Save more on heating and cooling costs.



Thermal Package #2

1" overall thick dual pane unit consisting of one LoE 366 and one clear pane with Cardinal XLEdge spacer and argon fill.

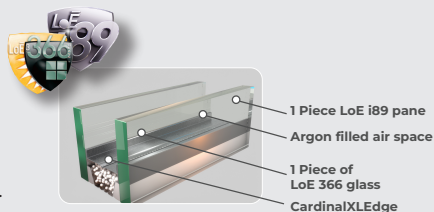
- ▶ One of the highest performing glass available.
- ▶ 40% better U-value for lower winter heating costs.
- ▶ 281% less solar heat gain for lower summer cooling costs.
- ▶ 95% cuts in fading transmission.



Thermal Package #3

1" overall thick dual pane unit consisting of one LoE 366 and one LoE i89 with Cardinal XLEdge spacer and argon fill.

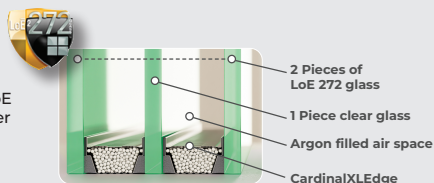
- ▶ Triple pane performance in a dual pane window.
- ▶ Does not affect solar heat gain coefficient like triple glazing.
- ▶ 25% better U-value than 366/clear IG.
- ▶ Room side coating reflects heat back into the living space for better comfort.



Thermal Package #4

1" overall thick triple pane unit consisting of two LoE 272 and one clear pane with Cardinal XLEdge spacer and argon fill.

- ▶ Two XLEdge spacers.
- ▶ Two argon dead air spaces.
- ▶ Up to 32% better insulating performance than package #1.
- ▶ Significant noise reduction over dual pane glazing options.



Hardware Options

Omega One-Piece Door Handle




Omega Keyed Exterior Handle available in:

White, Almond, and black.



Omega Interior Handle available in:

White, Almond, Satin Nickel, Faux Oil-Rubbed Bronze.



Due to the limitations of the printing process, colors shown may vary. Please call for actual color samples if needed.